



Fender Installation Tutorial



REAR FENDER

1. Align and mark fender along back of seat stay



2. Align along mark and bend plate around fender




REAR FENDER

3. Screw fender to BB/chainstay (use 7mm M5 bolt)



4. Screw bracket to seat stay



5. Screw stay to fender, align to mark on stay



6. Mark, cut, file, and screw stay



FRONT FENDER

7. Screw fender to top of fork



8. Screw stay to back of fender, align to mark on stay



FRONT FENDER

9. Align fender along wheel and cut, file, and screw stay



Done.

